



More product details:

[www.myeglu.com/p/egrc02r/](http://www.myeglu.com/p/egrc02r/)

Visit us:

[www.myeglu.com](http://www.myeglu.com)

#### Warnings:

- Connecting a load higher than the specified limit can permanently damage the device and also cause fire hazard.
- Do not try to open eGlu products. There are no user serviceable parts inside the product. Doing so can expose you to high voltage live circuits resulting in an electric shock.

#### One Year Limited Warranty:

WiZN Systems Private Limited ("eGlu") warrants this product (the "Product") against defects in materials and/or workmanship under normal use for a period of ONE (1) YEAR from the date of purchase by the original purchaser ("Warranty Period"). If a defect arises and a valid claim is received within the Warranty Period, then as your sole remedy (and eGlu's sole liability), eGlu will at its option either 1) repair the defect at no charge, using new or refurbished replacement parts, or 2) replace the Product with a new product that is functionally equivalent to the original, in each case within 30 days following receipt of the returned Product. A replacement product or part, assumes the remaining warranty of the original Product. When a Product or part is exchanged, any replacement item becomes your property and the replaced Product or part becomes eGlu's property.

#### Exclusions:


This warranty does not apply to: a) damage caused by failure to follow instructions relating to the Product's use or the installation of components; b) damage caused by accident, abuse, misuse, transport, neglect, fire, floods, earthquake or other external causes; c) damage caused by service performed by anyone who is not an authorized representative of eGlu; d) accessories used in conjunction with a covered Product; e) a Product or part that has been modified to alter functionality or capability; f) items intended to be periodically replaced by the purchaser during the normal life of the Product, including, without limitation, batteries, bulbs or cables, in each case as determined by eGlu.

#### Obtaining Service:

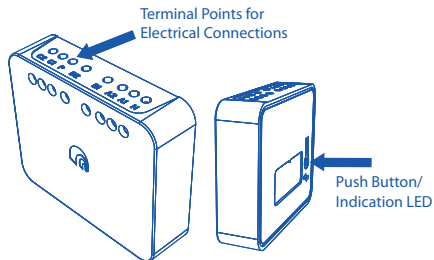
To obtain warranty service, visit [support.myeglu.com](http://support.myeglu.com) to open a service request. Please be prepared to describe the Product that needs service and the nature of the problem. eGlu support will contact you within two working days to understand your problem and will provide you a Return Material Authorization Number ("RMA Number"). A purchase receipt is required for the service request. The Product must be securely packaged and shipped to the specified address along with the RMA Number and a copy of your purchase receipt. Any claim under this Limited Warranty must be submitted to eGlu before the end of the Warranty Period.

## Quick User Guide

eGlu Triple Relay Controller (RC3)

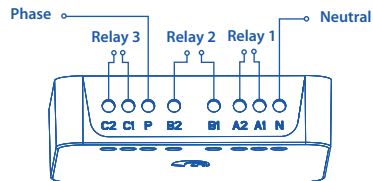


### Know your RC3



Triple Relay Controller is a general purpose automation device. It contains three relays with voltage rating of 220V and current rating of 3A each. The relays can take both AC and DC inputs for the given ratings.

### Install your RC3



Installation of RC3 should be done by a professional electrician as per the above diagram. Main power should be turned off during the installation. After wiring the module, turn on the power. The red LED indication will blink one time. Go to the eGlu APP and tap the '+' button to add a device. Choose 'Triple Relay Controller' from the list and follow the APP instructions.

### RC3 Specifications

**Power Input:** 220-240V / 50 Hz

**Maximum Contact Voltage:** 220V

**Maximum Contact Current:** 3/3/3 Ampere

**Operating Temperature:** 0°C to 45°C

**Wireless Protocol:** WiZN's Glu™

**Dimensions:** 70 x 58 x 17.5 mm

**Weight:** 65 grams

**Color:** White

**Model No:** EGRC02R

### Safety Instructions

- eGlu products are designed for indoor use only. They are neither waterproof nor water resistant. Please do not use these products outdoors or near water. Do not expose them to dripping or splashing of water or any other type of liquid.
- Clean eGlu products only with a soft and dry cloth.
- Do not install eGlu products near heat sources such as stoves, radiators or any other appliances which generate heat.
- Only use attachments and accessories specified by the manufacturer.
- Read product usage guidelines and other instructions at [www.myeglu.com/p/egrc02r/](http://www.myeglu.com/p/egrc02r/).