



More product details:

www.myeglu.com/p/egiw09r/

Visit us:

www.myeglu.com

Warnings:

- Connecting a load higher than the specified limit can permanently damage the device and also cause fire hazard.
- Do not try to open eGlu products. There are no user serviceable parts inside the product. Doing so can expose you to high voltage live circuits resulting in an electric shock.

One Year Limited Warranty:

WiZN Systems Private Limited ("eGlu") warrants this product (the "Product") against defects in materials and/or workmanship under normal use for a period of ONE (1) YEAR from the date of purchase by the original purchaser ("Warranty Period"). If a defect arises and a valid claim is received within the Warranty Period, then as your sole remedy (and eGlu's sole liability), eGlu will at its option either 1) repair the defect at no charge, using new or refurbished replacement parts, or 2) replace the Product with a new product that is functionally equivalent to the original, in each case within 30 days following receipt of the returned Product. A replacement product or part, assumes the remaining warranty of the original Product. When a Product or part is exchanged, any replacement item becomes your property and the replaced Product or part becomes eGlu's property.

Exclusions:


This warranty does not apply to: a) damage caused by failure to follow instructions relating to the Product's use or the installation of components; b) damage caused by accident, abuse, misuse, transport, neglect, fire, floods, earthquake or other external causes; c) damage caused by service performed by anyone who is not an authorized representative of eGlu; d) accessories used in conjunction with a covered Product; e) a Product or part that has been modified to alter functionality or capability; f) items intended to be periodically replaced by the purchaser during the normal life of the Product, including, without limitation, batteries, bulbs or cables, in each case as determined by eGlu.

Obtaining Service:

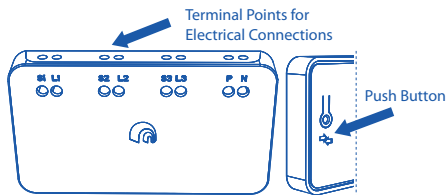
To obtain warranty service, visit support.myeglu.com to open a service request. Please be prepared to describe the Product that needs service and the nature of the problem. eGlu support will contact you within two working days to understand your problem and will provide you a Return Material Authorization Number ("RMA Number"). A purchase receipt is required for the service request. The Product must be securely packaged and shipped to the specified address along with the RMA Number and a copy of your purchase receipt. Any claim under this Limited Warranty must be submitted to eGlu before the end of the Warranty Period.

Quick User Guide

eGlu In-wall Triple Dimmer-Gen-2 (IWS-3D-G2)

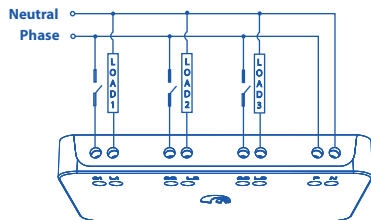


Know your IWS-3D-G2



In-wall Triple Dimmer Module allows automation of dimmable lights. IWS-3D-G2 comes with three dimmers of 0.5A rating each. It is installed behind the existing switch plate and works in parallel with the mechanical switches. Each dimmer can also be used as an ON/OFF switch as long as the load is less than 0.5A which is good enough for most of the LED lights.

Install your IWS-3D-G2



Installation of IWS-3D should be done by a professional electrician. Main power should be turned off during installation. After wiring the module, turn on the power. The red LED indication will blink one time. Go to the eGlu APP and tap the '+' button to add a device. Choose 'In-wall Triple Dimmer' from the list and follow the APP instructions.

IWS-3D-G2 Specifications

Power Input: 220-240V / 50 Hz

Maximun Load: 0.5/0.5/0.5 Ampere

Operating Temperature: 0°C to 45°C

Wireless Protocol: WiZN's Glu™

Dimensions: 93.5 x 54 x 11.5 mm

Weight: 55 grams

Color: White

Model No: EGIW09R

Safety Instructions

- eGlu products are designed for indoor use only. They are neither waterproof nor water resistant. Please do not use these products outdoors or near water. Do not expose them to dripping or splashing of water or any other type of liquid.
- Clean eGlu products only with a soft and dry cloth.
- Do not install eGlu products near heat sources such as stoves, radiators or any other appliances which generate heat.
- Only use attachments and accessories specified by the manufacturer.
- Read product usage guidelines and other instructions at www.myeglu.com/p/egiw09r/.